



SPEED QUEEN® MULTI-HOUSING LAUNDRY SOLUTIONS

Single Tumble Dryer

ST075

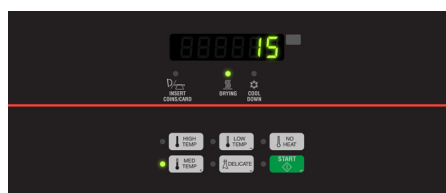

75 lb (34 kg)

Built for Reliable Performance

Our single pocket tumble dryers are designed with fewer moving parts, so that you'll face fewer maintenance problems and less wear and tear.

- Feature an axial airflow process that ensures heated air comes in contact with load at the optimum time in tumble process
- High-performance burners ignite instantly, providing the desired temperature quickly and distributing heat evenly and efficiently

- Extra-large stainless steel doors and heavy-duty hinges ensure these machines will stand up to repeated use of high-traffic laundry rooms
- Feature an all-belt drive system, which means they're less noisy and less expensive to maintain
- Fine mesh lint screen is self-cleaning, depositing lint into a large storage area for easy, once-per-day removal



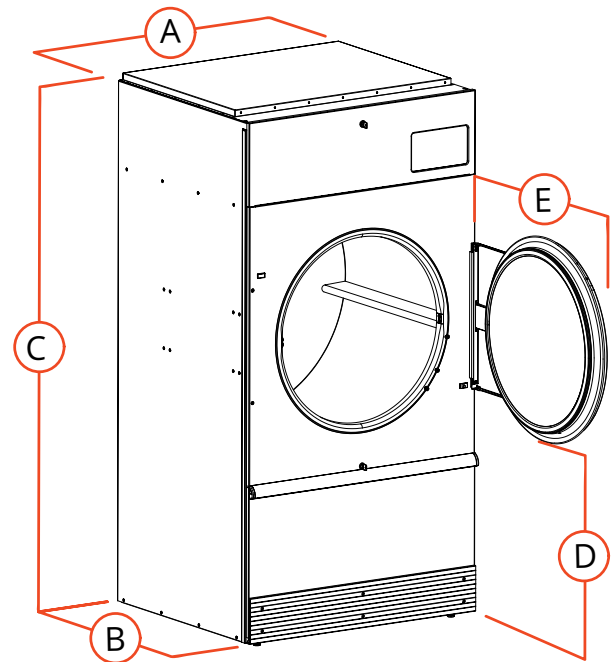
Quantum® Gold Control

Cutting edge Quantum® control system from Speed Queen® gives you the freedom to manage laundry your way and the power to achieve unmatched levels of revenue. This revolutionary technology provides users with more cycle choices than ever, offers unprecedented options to help lower operating costs and incorporates tools and options to increase revenue.

Single Tumble Dryer

Specifications

ST075			
Control Option		Quantum Gold	
Capacity - lb (kg)		75 (34)	
Overall Width - in (mm)		38.5 (980)	
Overall Depth - in (mm)		53.0 (1350)	
Overall Height - in (mm)		77.3 (1960)	
Cylinder Diameter - in (mm)		37.0 (940)	
Cylinder Depth - in (mm)		36.0 (914)	
Cylinder Volume - cu. ft (liters)		22.4 (634)	
Door Opening Size - in (mm)		26.9 (683)	
Reversing Cylinder		Standard	
Heat Input Power		165,000 Btu/hr	
Gas Connections* - in (npt)		0.5	
Air Outlet - in (mm)		8 (200)	
Motor - HP	Fan	0.5	
	Cylinder	0.5	
Airflow - cfm		800 (380)	
Electrical Specs - amps	B	100-120V/50/60/1	12
	X	200-240V/50/60/1/3	7
Shipping Dimensions Approx.- in (mm)		Width	41.5 (1054)
		Depth	56.0 (1420)
		Height	81.0 (2060)
Net Weight - lb (kg)		715 (324)	
Shipping Weight - lb (kg)		760 (345)	
Agency Approvals		CSA	



A.	Overall Width - in (mm)	38.5 (980)
B.	Overall Depth - in (mm)	53.0 (1350)
C.	Overall Height - in (mm)	77.3 (1960)
D.	Door Bottom to Floor - in (mm)	29.2 (740)
E.	Door Swing - in (mm)	33.9 (860)

* LP gas available for 75 lb capacity only. Field conversion kits available for other capacities.

Tumble dryer models are made to suit a variety of electrical service characteristics. See your Speed Queen route operator for specifications. For further details on installation, refer to Installation, Operation and Maintenance instructions supplied with the tumble dryer. Amperage ratings available in Installation Manual. For the most accurate information, the installation guide should be used for all design and construction purposes. Due to continuous product improvements, design and specifications subject to change without notice. The quality management systems at Alliance Laundry Systems are registered to ISO 9001.